


Surface Mount RF Transformer

TC4-14+

50Ω 200 to 1400 MHz



CASE STYLE: AT224-1
PRICE: \$1.29 ea. QTY (100)

+ RoHS compliant in accordance with EU Directive (2002/95/EC)

The +Suffix has been added in order to identify RoHS Compliance. See our web site for RoHS Compliance methodologies and qualifications.

Maximum Ratings

Operating Temperature	-20°C to 85°C
Storage Temperature	-55°C to 100°C
RF Power	0.25W
DC Current	30mA

Pin Connections

PRIMARY DOT	6
PRIMARY	4
SECONDARY DOT	3
SECONDARY	1
SECONDARY CT	2

Features

- good return loss
- wideband, 200 to 1400 MHz
- plastic base with leads
- aqueous washable

Applications

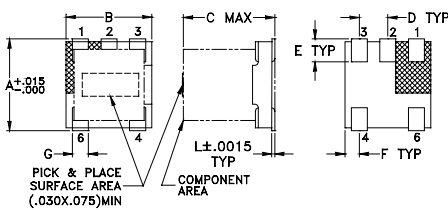
- push-pull amplifiers
- impedance matching

Transformer Electrical Specifications

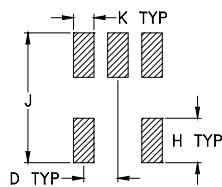
Ω RATIO (Secondary/Primary)	FREQUENCY (MHz)	INSERTION LOSS*		
		3 dB MHz	2 dB MHz	1 dB MHz
4	200-1400	200-1400	300-1300	800-1100

* Insertion Loss is referenced to mid-band loss, 0.7 dB typ.

Outline Drawing AT224-1



PCB Land Pattern



Suggested Layout,
Tolerance to be within ±.002

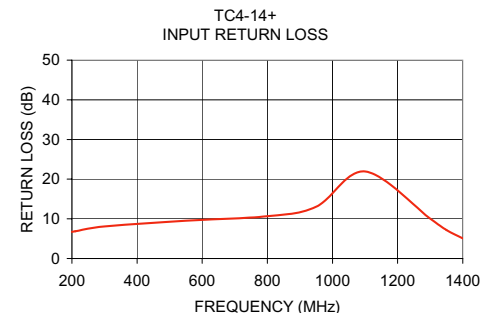
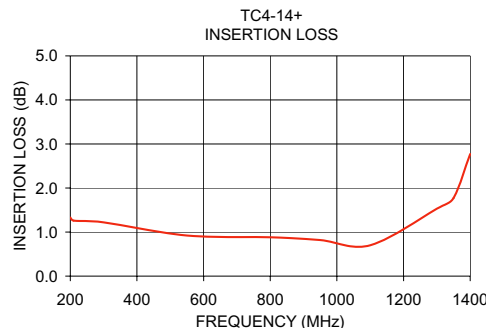
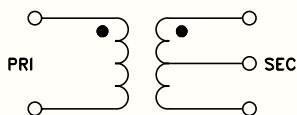
Outline Dimensions (inch/mm)

A	B	C	D	E	F
.150	.150	.160	.050	.040	.025
3.81	3.81	4.06	1.27	1.02	0.64
G	H	J	K	L	wt
.028	.065	.190	.030	.007	grams
0.71	1.65	4.83	0.76	0.18	0.15

Typical Performance Data

FREQUENCY (MHz)	INSERTION LOSS (dB)	INPUT R. LOSS (dB)
200.00	1.33	6.74
210.00	1.26	6.88
300.00	1.22	8.07
550.00	0.92	9.54
800.00	0.88	10.68
950.00	0.82	13.05
1100.00	0.70	21.93
1300.00	1.53	10.04
1350.00	1.77	7.15
1400.00	2.77	5.05

Config. A



Mini-Circuits®
ISO 9001 ISO 14001 CERTIFIED

ALL NEW
minicircuits.com

P.O. Box 350166, Brooklyn, New York 11235-0003 (718) 934-4500 Fax (718) 332-4661 For detailed performance specs & shopping online see Mini-Circuits web site



The Design Engineers Search Engine Provides ACTUAL Data Instantly From MINI-CIRCUITS At: www.minicircuits.com

RF/IF MICROWAVE COMPONENTS

REV. B
M111888
TC4-14+
IG/TD/CP/AM
080206